

CubeBox

Folding Arm Awning




Terms & Conditions Apply

For the ultimate in style, design and protection, the compact CubeBox Full Cassette Folding Arm Awning is designed to be discreet and blend into most architectural styles.

Exceptional in areas that are exposed to rain or wind, CubeBox is equipped with fully enclosed cassette that is engineered to protect the operating mechanism and fabric against dirt, rain and humidity – keeping the awning in top condition.

With its low depth profile, heavy duty tilting point, slim arm design, the fully motorised CubeBox is the perfect awning with modern design and performance.



System Specifications

System	CubeBox full-cassette folding arm awning
Minimum width	2000mm
Maximum width	6000mm
Maximum projection	4000mm
Installation angle	5-35°
Standard operation	Motor (gear unit and hand crank possible)
Fabric colours	Over 200 fabric colours
Standard frame colours	Over 120 Dulux and custom powdercoat colours
Premium frame colours	Over 50 Dulux Duratec and Electro commercial colours

Technical Information

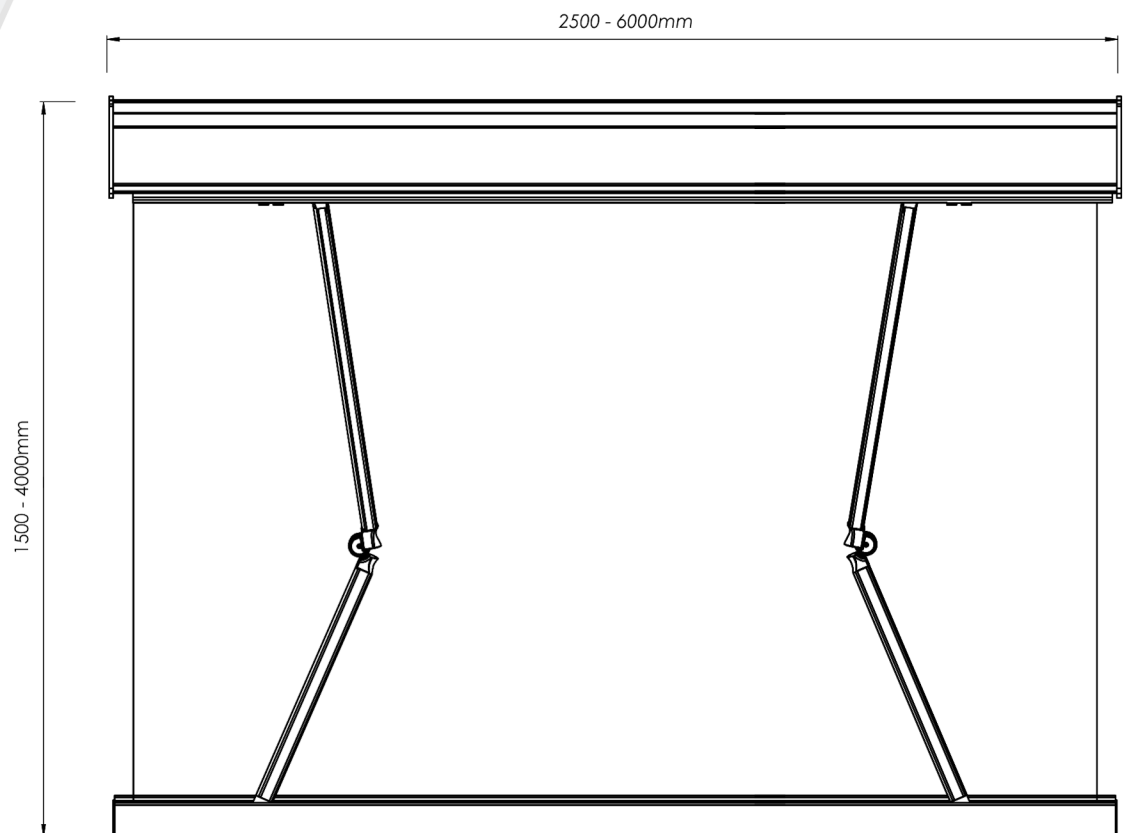
Brackets	Face, top, rafter/soffit fix and fascia brackets Top fix brackets: 150 x 145mm Fascia brackets: 0°, 10°, 20° Roof mount brackets: 550 x 600mm
Mechanism	Cubebox Cassette offers the awning fabric total protection from the elements Architectural grade extruded aluminium Articulated folding arms High quality extruded and drop-forged arms offer safety and reliability even under extreme loads Unique power band system ensures proper tensioning of the fabric and consists of 2 tear-resistant steel cables
Testing	Tested for 60,000 arm operations Tested in winds equivalent to 35-45km/h
Sun and wind control systems	Optional automation via wind control sensor Optional automation via Soliris sun and wind sensor Automated reaction in high winds Adjustable wind sensitivity levels

Contact

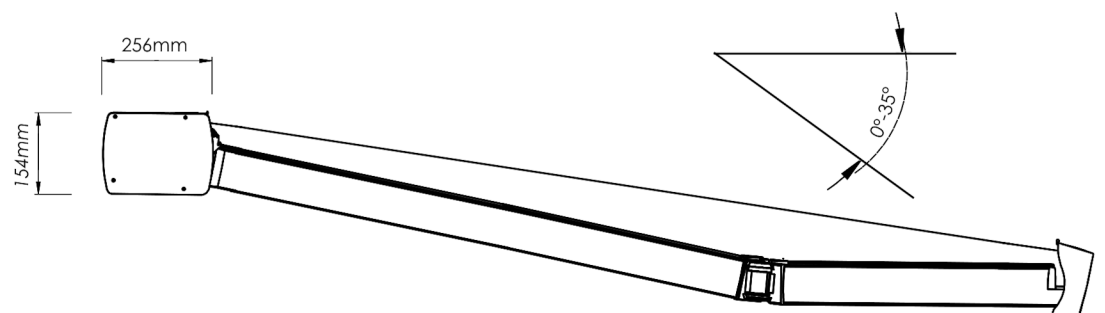
Phone: 02 8068 9293
Email: sales@obaau.com.au
Website: www.obaau.com.au
Facebook: OutdoorBlindsAndAwningsAustralia
Instagram: OutdoorBlindsandAwnings_
LinkedIn: Outdoor Blinds And Awnings Australia

CubeBox
Folding Arm Awnings
Open

Top view



Side view



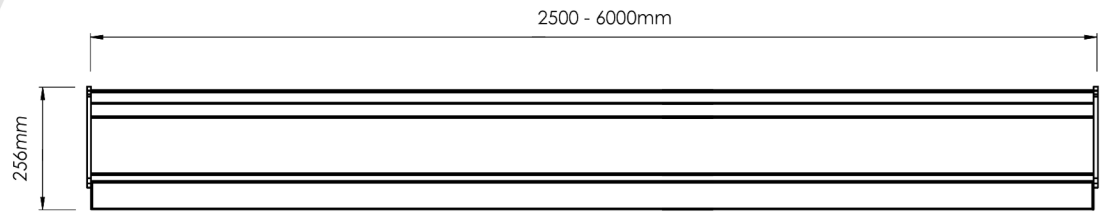
The wind resistance class can vary depending on version and dimension.

Phone: 02 8068 9293
Email: sales@obaau.com.au
Website: obaau.com.au

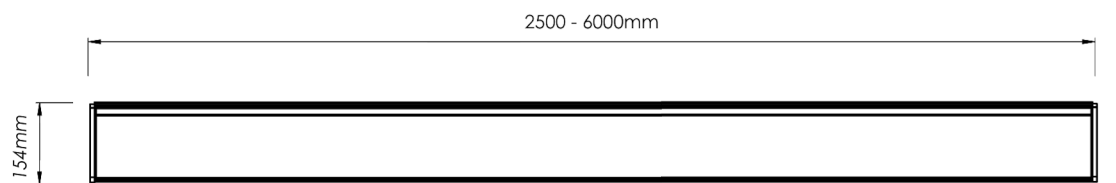
Facebook: OutdoorBlindsAndAwningsAustralia
Instagram: OutdoorBlindsandAwnings_
LinkedIn: Outdoor Blinds And Awnings Australia

CubeBox
Folding Arm Awnings
Closed

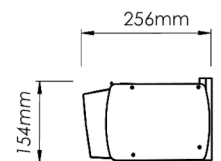
Top view



Front view



Side view



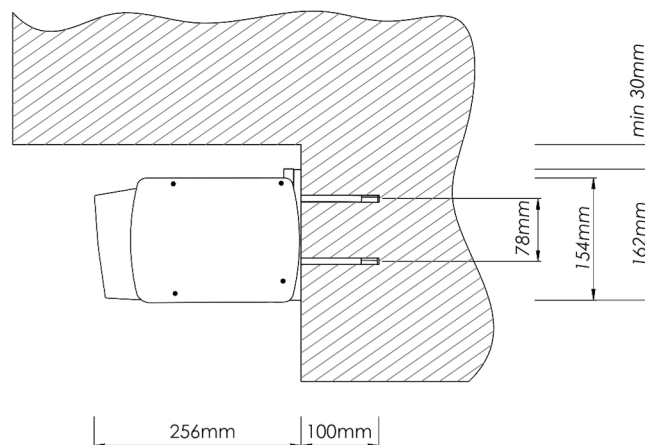
The wind resistance class can vary depending on version and dimension.

Phone: 02 8068 9293
Email: sales@obaau.com.au
Website: obaau.com.au

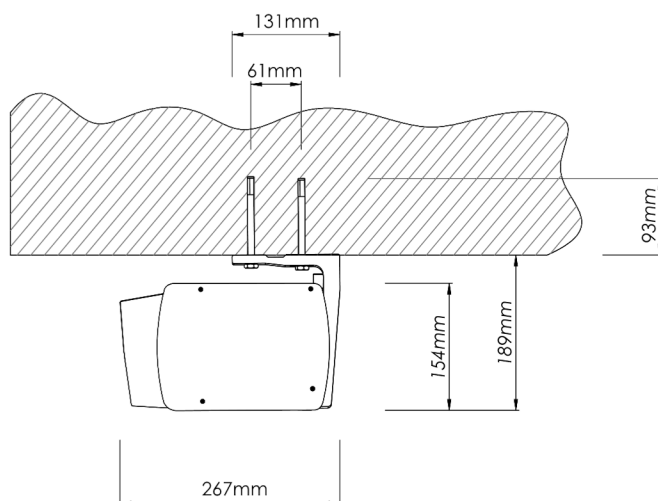
Facebook: OutdoorBlindsAndAwningsAustralia
Instagram: OutdoorBlindsandAwnings_
LinkedIn: Outdoor Blinds And Awnings Australia

Mounting Situations

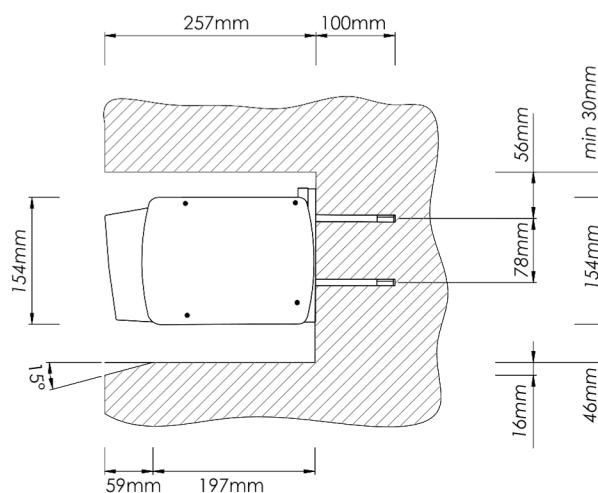
Wall mount (Face) installation 5-40°



Top mount installation 5-40°



Fully recessed installation



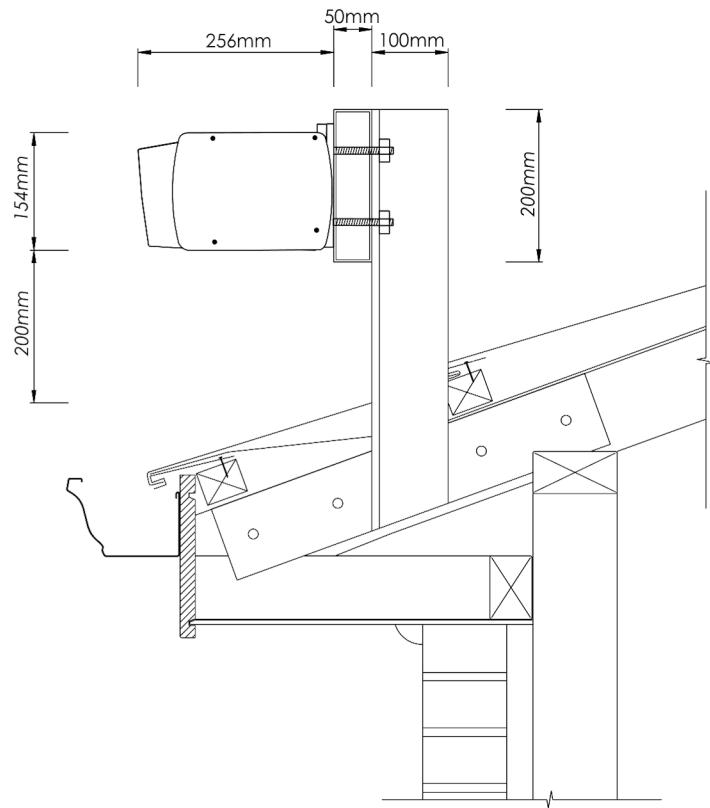
The wind resistance class can vary depending on version and dimension.

Phone: 02 8068 9293
Email: sales@obaau.com.au
Website: obaau.com.au

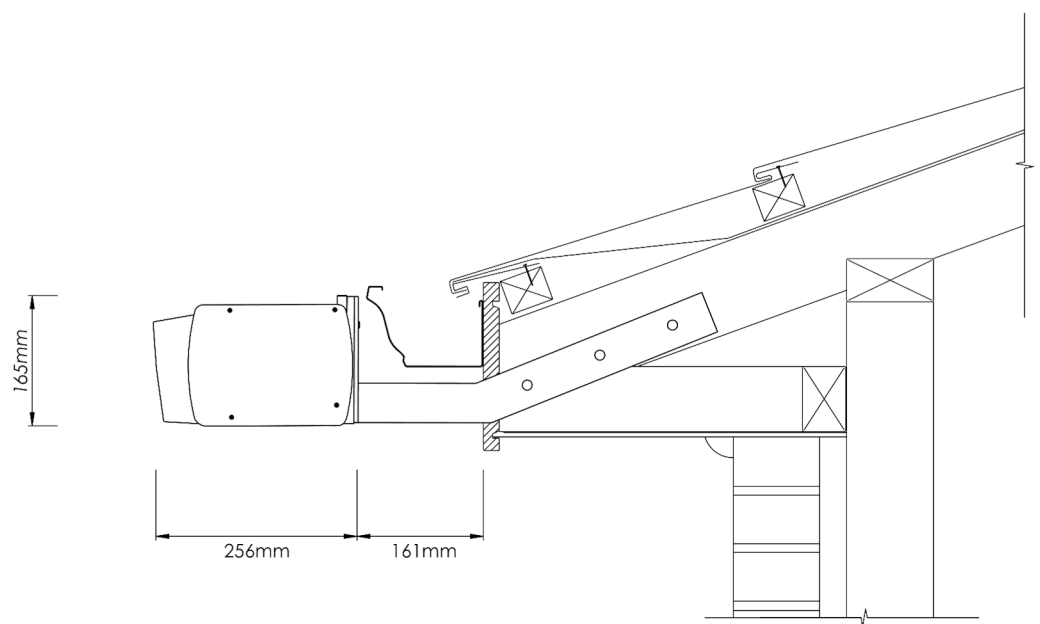
Facebook: OutdoorBlindsAndAwningsAustralia
Instagram: OutdoorBlindsandAwnings_
LinkedIn: Outdoor Blinds And Awnings Australia

Mounting Situations

Roof mount installation



Fascia mount installation



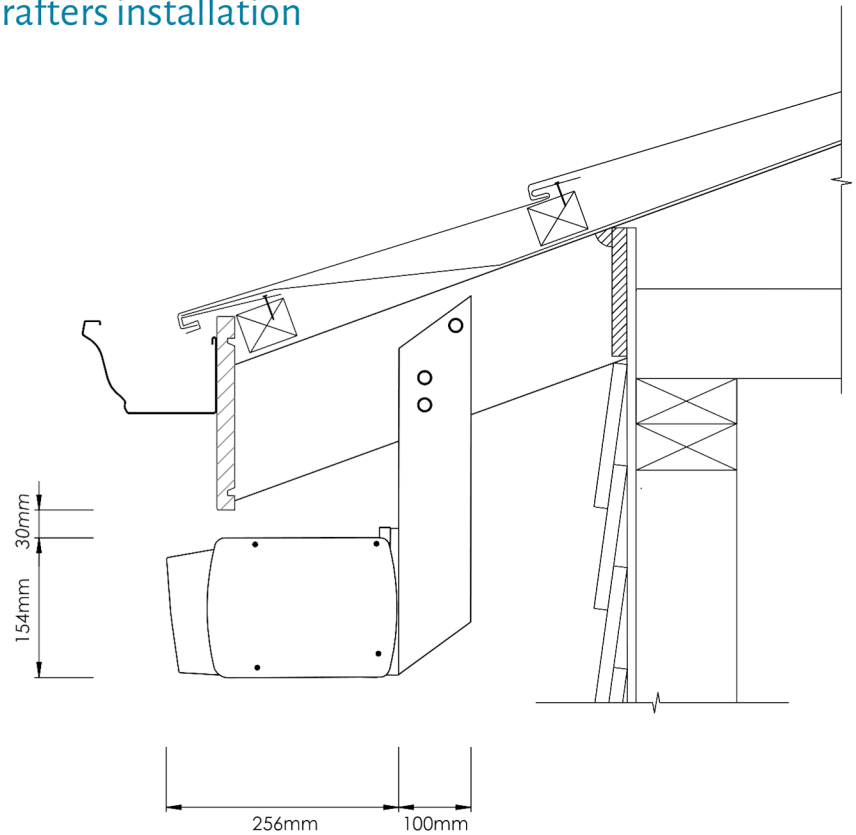
The wind resistance class can vary depending on version and dimension.

Phone: 02 8068 9293
Email: sales@obaau.com.au
Website: obaau.com.au

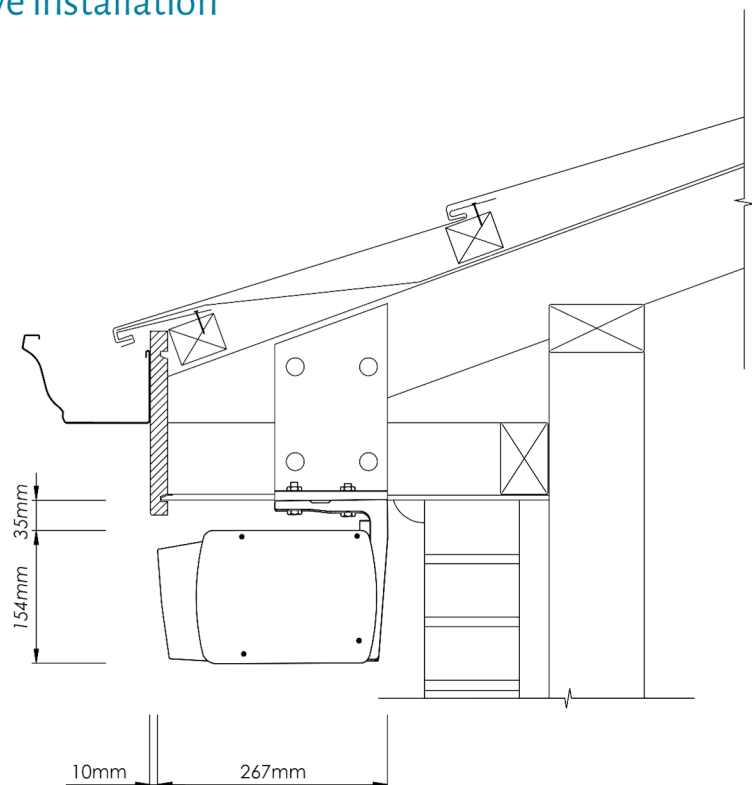
Facebook: [OutdoorBlindsAndAwningsAustralia](https://www.facebook.com/OutdoorBlindsAndAwningsAustralia)
Instagram: [OutdoorBlindsandAwnings_](https://www.instagram.com/OutdoorBlindsandAwnings_)
LinkedIn: [Outdoor Blinds And Awnings Australia](https://www.linkedin.com/company/OutdoorBlindsAndAwningsAustralia)

Mounting Situations

Soffit / under eaves exposed rafters installation



Soffit / under eaves closed off eve installation



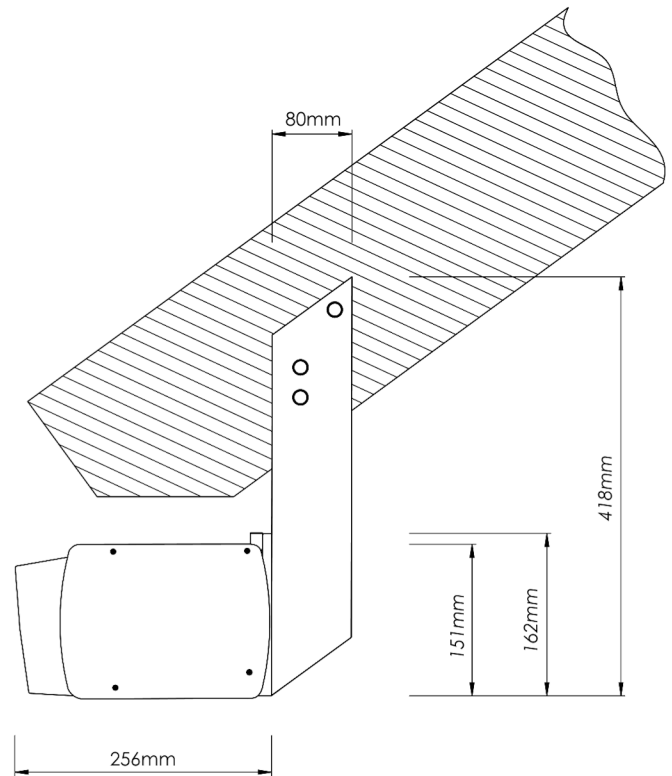
The wind resistance class can vary depending on version and dimension.

Phone: 02 8068 9293
Email: sales@obaau.com.au
Website: obaau.com.au

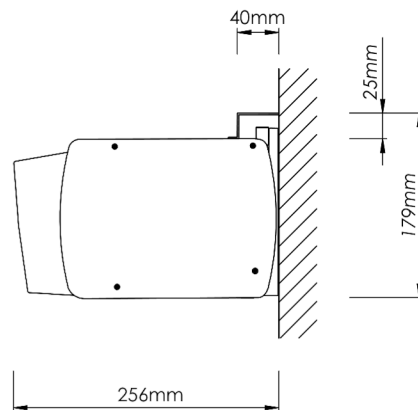
Facebook: OutdoorBlindsAndAwningsAustralia
Instagram: OutdoorBlindsandAwnings_
LinkedIn: Outdoor Blinds And Awnings Australia

Mounting Situations

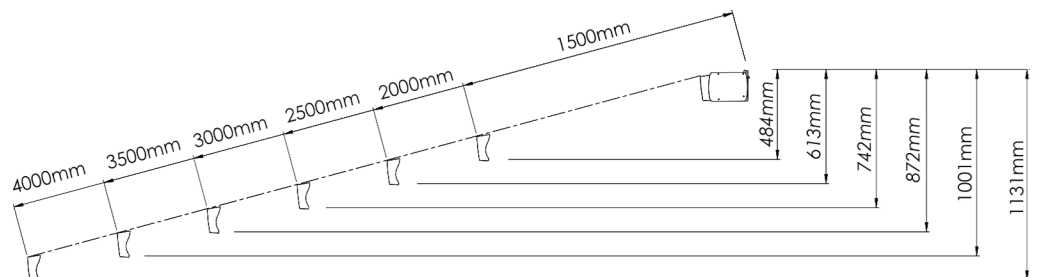
Exposed rafter installation



Wall flashing profile



Awning height for standard 15° slope



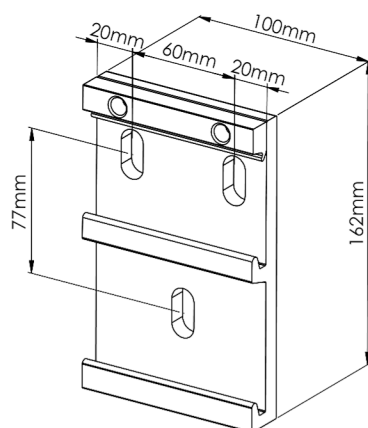
The wind resistance class can vary depending on version and dimension.

Phone: 02 8068 9293
Email: sales@obaau.com.au
Website: obaau.com.au

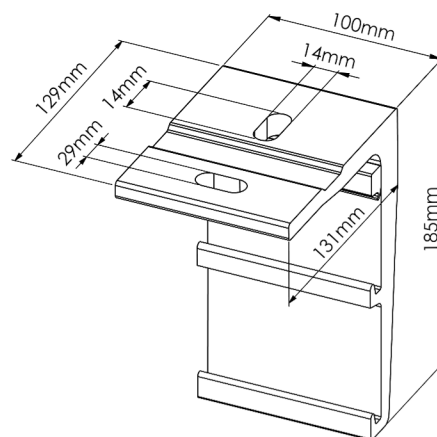
Facebook: OutdoorBlindsAndAwningsAustralia
Instagram: OutdoorBlindsandAwnings_
LinkedIn: Outdoor Blinds And Awnings Australia

Bracket Details

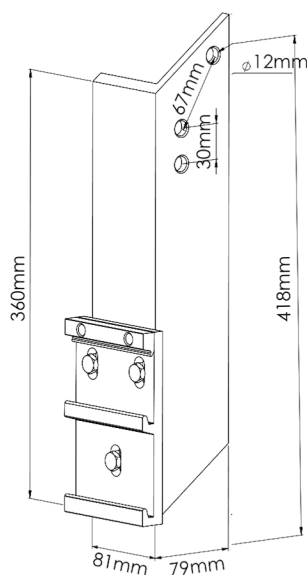
Wall mount bracket



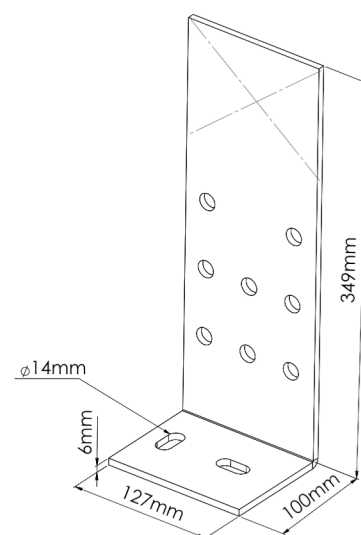
Top mount bracket



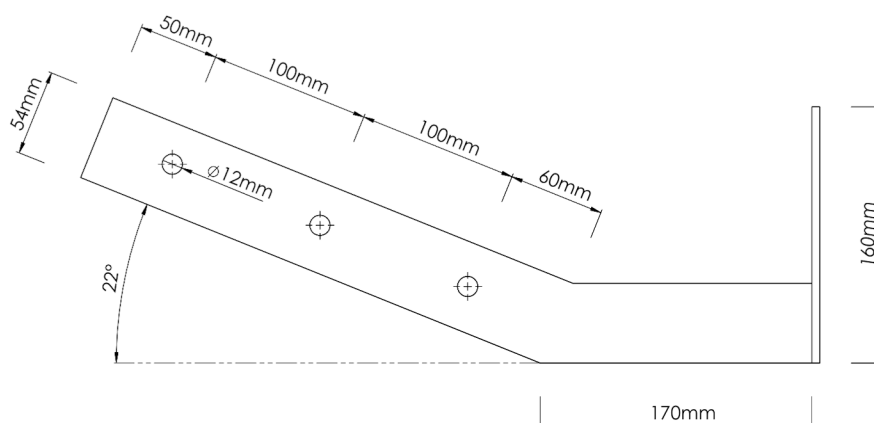
Soffit/under eaves bracket



Rafter fix bracket



Facia mount bracket 22°



The wind resistance class can vary depending on version and dimension.

Phone: 02 8068 9293
Email: sales@obaau.com.au
Website: obaau.com.au

Facebook: OutdoorBlindsAndAwningsAustralia
Instagram: OutdoorBlindsandAwnings_
LinkedIn: Outdoor Blinds And Awnings Australia