


BATTENS FIXED HORIZONTALLY

LVE501+LVE502-504

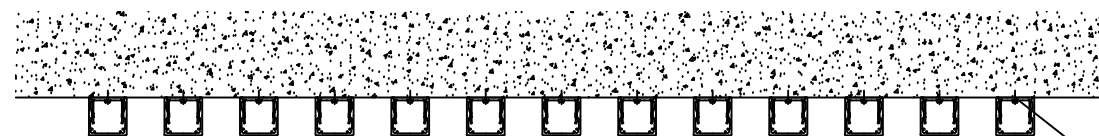
END CAP



BATTENS FIXED VERTICALLY


LVE501+LVE502-504

END CAP




WALL FIXED
LVE501 + LVE502 50X50MM

CONCEALED
FIXING



WALL FIXED
LVE501 + LVE503 50X100MM

CONCEALED
FIXING

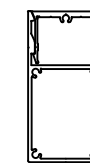


WALL FIXED
LVE501 + LVE504 50X150MM


CONCEALED
FIXING



LVE501+LVE502



LVE501+LVE502



LVE501+LVE502

UNLESS OTHERWISE SPECIFIED: DIMENSIONS ARE IN MILLIMETERS SURFACE FINISH: TOLERANCES: LINEAR: ANGULAR:				FINISH:		DEBURR AND BREAK SHARP EDGES		DO NOT SCALE DRAWING		REVISION	
DRAWN				SIGNATURE		DATE		TITLE: DBA AUSTRALIA SALES@DBAAU.COM.AU WWW.DBAAU.COM.AU			
CHK'D											
APPV'D											
MFG											
Q.A						MATERIAL:		DWG. NO.		A3	
						WEIGHT:		SCALE:1:2		SHEET 1 OF 1	
								BATTEN SCREEN CLIPLOCK SYSTEM			