
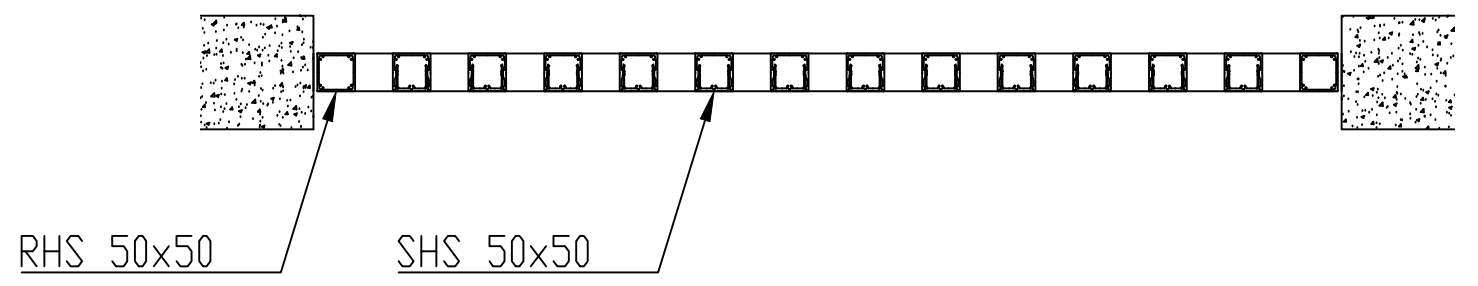



PLAN SECTION



FACE FIX
LVE501 + LVE502 50X50MM



PLAN SECTION



REVEAL FIX
LVE501 + LVE502 50X50MM

UNLESS OTHERWISE SPECIFIED: DIMENSIONS ARE IN MILLIMETERS SURFACE FINISH: TOLERANCES: LINEAR: ANGULAR:				FINISH:		DEBURR AND BREAK SHARP EDGES		DO NOT SCALE DRAWING		REVISION	
DRAWN				SIGNATURE		DATE		TITLE: DBA AUSTRALIA SALES@DBAAU.COM.AU WWW.DBAAU.COM.AU			
CHK'D											
APPV'D											
MFG											
Q.A						MATERIAL:		DWG. NO.		A3	
								SCALE:1:2		SHEET 1 OF 1	
						WEIGHT:					