

ALUMINIUM SHUTTERS

CB 90 Series



Superior Sun protection



Discover our custom-made range of **Aluminium Shutters - CB 90 Series**, manufactured by Outdoor Blinds and Awnings Australia. This product seamlessly blends indoor and outdoor areas to create a year-round alfresco living experience. With precise control over light, airflow, and temperature, our Aluminium Shutters optimise indoor space, enriching your lifestyle and elevating your home's aesthetic appeal. Plus, they facilitate BASIX certification approvals.




Aluminium Shutters

Outdoor Shade Control

Superior Sun protection

Our sophisticated **Aluminium Shutters CB 90 Series** system offers a modern aesthetic, enhanced functionality, and superior strength through the use of structural alloys. Ideal for both commercial and upscale residential projects, these shutters boast an elegant design and intelligent construction. They can be tailored with fixed or operable blades and in fixed or sliding panels – to perfectly balance privacy, light, airflow, and temperature control for each unique project.

Features



BLADES
90mm

INSTALLATION
Privacy screens, fences, pergolas, awnings, gates

CONSTRUCTION
Powder Coated Extruded Aluminium

OPERATION OPTIONS
Adjustable or fixed

VERSATILITY
Horizontal or vertical fit



Options and Features

ADJUSTABLE BLADES

The blades are adjusted by hand. Centralised rail fin enables full blade rotation in either direction.



CUSTOM MADE

Custom made specifically to suit your project. Choose from over 100 premium Dulux and Interpon powder-coating colours.

BUILT TO LAST


Aluminium shutters are designed to be strong and hard wearing, will not rust, rot, crack or perish under Australia's harsh conditions.

END CAPS

Spring loaded, UV stabilised plastic filled with stainless steel pins.

FIXED BLADES

Blades are fitted between rectangular or square hollow sections.



COMFORT, AESTHETICS & EASE OF USE

Create stunning, linear effects with seamless integration for both commercial and residential dwellings.

MANUFACTURED IN SYDNEY


Locally made to ensure quality every step of the way.

SHUTTERS CONFIGURATION

Choose any configuration to suite your space and project: Adjustable or Fixed Blades fitted in Sliding or Fixed panels to create the perfect shading and privacy solution.

FIXED PANELS

Numerous options and possibilities.



SLIDING PANELS

- 3m Max. Height x 1m Max.Width
- 40kg Max Panel Weight
- Top hung and Bottom rolling



GET A QUOTE

