


Premium Architectural Colour Selector

The Premium Architectural Colour Selector features products suitable for use on interior and exterior applications. It includes warrantable products up to 35 years durability.



Dulux World of Colour®
Powder Coat Series
Australian Collection




Premium Architectural Colour Selector

DURATEC®
ZEUS® SOLID COLOUR RANGE




- ✓ AS 3715
- ✓ AAMA 2603
- ✓ AAMA 2604


On-trend solid colours including COLORBOND® steel colours, delivered with warranty grade* advanced super durable polyester thermosetting powder. See product suitability tables for recommended usage.



WHISPER WHITE
Matt 90Z1376M




NATURAL WHITE™
Matt 90Z1380M




APPLIANCE WHITE
Satin 90Z1341S



WHITE
Matt 90Z1110M Gloss 90Z1110G



SURFMIST® **CB**
Matt 90Z2266M Satin 90Z2266S



TALC
Satin 90Z1344S



LUNAR GREY
Matt 90Z7769M



SILVER GREY
Matt 90Z7770M



DUNE® **CB**
Matt 90Z7558M Satin 90Z7558S



PAPERBARK® **CB**
Matt 90Z3174M Satin 90Z2116S



SHALE GREY™ **CB**
Matt 90Z7557M Satin 90Z7557S



GREY
Satin 90Z7768S



TIMBERLAND
Satin 90Z7315S



VERY TERRACOTTA
Matt 90Z4352M



PALE EUCALYPT® **CB**
Matt 90Z6127M Satin 90Z6127S



BASALT® **CB**
Matt 90Z7865M Satin 90Z7865S



CHARCOAL
Satin 90Z7766S



TERRITORY RED
Matt 90Z4411M



WILDERNESS® **CB**
Matt 90Z6271M Satin 90Z6458S



DARK GREY
Matt 90Z7767M



LUNAR ECLIPSE
Satin 90Z9203S



MONUMENT® **CB**
Matt 90Z8189M Satin 90Z7307S



GRAPHITE
Matt 90Z9234M



BLACK
Matt 90Z9202M

* All Dulux Charisma, Duratec, Electro and Fluoraset products are supported by Dulux Alumi Shield™ and Dulux Steel Shield™ warranties when applied by a Dulux Accredited Powder Coater to the warranty specification on recommended project types and conditions and maintained within the Dulux recommended Care and Maintenance guidelines. For more information visit duluxpowders.com.au/warranties

DURATEC®

ELEMENTS₂ TEXTURED RANGE



- ✓ AS 3715
- ✓ AAMA 2603
- ✓ AAMA 2604


Distinctive, highly mar and scuff resistant textured finishes built to withstand the elements, delivered with warranty grade* advanced super durable polyester thermosetting powder. See product suitability tables for recommended usage.



GRANITE
Flat 9E27888F




GOLD ORE
Flat 9E22270F



SURFMIST®
Flat 9E11330F


CB



WHITE
Flat 9E11373F



STONE
Flat 9E23245F



NATURAL BRONZE KINETIC®
Flat 9E38341F




MONUMENT®
Flat 9E17724F

CB



SILVER
Flat 9E27756F



WEATHERED STEEL
Flat 9E28340F




DARK BRONZE
Flat 9E28184F



BLACK (NIGHT SKY®)
Flat 9E19190F

CB



MAGNETITE
Flat 9E27725F

DURATEC®

INTENSITY® BRIGHT RANGE



- ✓ AS 3715
- ✓ AAMA 2603
- ✓ AAMA 2604

Fun, bright colours that produce a vibrant impact, delivered with warranty grade* advanced super durable polyester thermosetting powder. See product suitability tables for recommended usage.



JUICY LIME
Satin 90N6486S



REEF
Gloss 90N5011G



TOMCAT
Gloss 90N4383G



MOONLIGHT
Satin 90N2004S



LEAF
Satin 90N6167S



COAST
Satin 90N5233S



FLAME
Gloss 90N4007G



SUNSHINE
Gloss 90N2084G



EVERGREEN
Satin 90N6005S



STORM
Satin 90N5365S



DESERT
Satin 90N4227S


DURATEC®

ETERNITY® PEARLESCENT RANGE




- ✓ AS 3715
- ✓ AAMA 2603
- ✓ AAMA 2604

Beautiful, decorative pearlescent and metallic finishes, delivered with warranty grade* advanced super durable polyester thermosetting powder. See product suitability tables for recommended usage.




NICKEL PEARL
Matt 90T7763M




LINEN PEARL
Satin 90T1138S



CITI SILVER PEARL
Matt 90T7024M




CHAIN PEARL
Matt 90T7761M




CHAMPAGNE KINETIC®
Matt 91T3059M



COPPER METALLIC KINETIC®
Matt 91T7183M



SILVER PEARL KINETIC®
Satin 91T7160S




PEWTER PEARL
Satin 90T7764S



FINE GOLD PEARL KINETIC®
Matt 91T8360M




VINTAGE COPPER KINETIC®
Matt 91T8431M




GUNMETAL METALLIC KINETIC®
Matt 91T8115M



TITANIUM PEARL KINETIC®
Satin 91T7765S



BRONZE PEARL KINETIC®
Satin 91T8356S



CHARCOAL PEARL
Satin 90T7762S



MIDNIGHT PEARL
Matt 90T7835M



ETHEREAL PEARL
Matt 90T7797M

CHARISMA®

SOLID FLAT MATT COLOUR RANGE



- ✓ AS 3715
- ✓ AAMA 2603
- ✓ AAMA 2604

Contemporary, solid colours in a flat matt finish for a subtle and sophisticated look, delivered with warranty grade* advanced super durable polyester thermosetting powder. See product suitability tables for recommended usage.




SHALE GREY™
Flat 90C7672F CB



DUNE®
Flat 90C7673F CB



SURFMIST®
Flat 90C2276F CB



FLAT WHITE
Flat 90C1200F



BASALT®
Flat 90C7645F CB



MONUMENT®
Flat 90C9239F CB



BLUEGUM®
Flat 90C7910F CB



BLACK ACE
Flat 90C9116F

Kinetic® Technology is a process used to optimise the aesthetic effect of many of our pearlescent finishes. These finishes contain pearlescent and/or metallic pigments that produce a characteristic effect when bonded to powder particles. The process delivers a more consistent dispersion of particles across the surface resulting in a unique pearlescent or metallic lustre.

ELECTRO[®]
ANODISED LOOK RANGE



- ✓ AS 3715
- ✓ AAMA 2603
- ✓ AAMA 2604


A unique anodised look, designed to subtly change in appearance as light conditions alter in the day, delivered with warranty grade* advanced super durable polyester thermosetting powder and Kinetic[®] Technology. See product suitability tables for recommended usage.



NATURAL SILVER KINETIC[®]
Flat 9067365F




BRILLIANCE KINETIC[®]
Flat 9068281F




FRESH GOLD KINETIC[®]
Flat 9062208F




GOLD PEARL KINETIC[®]
Flat 9062221F



SENSATIONAL CHAMPAGNE KINETIC[®]
Flat 9063187F




MEDIUM BRONZE KINETIC[®]
Flat 9068183F




NEW COPPER KINETIC[®]
Flat 9068432F




PALE BRONZE KINETIC[®]
Flat 9068425F



VENERABLE SILVER KINETIC[®]
Flat 9067621F



DARK BRONZE KINETIC[®]
Flat 9068184F



BURNISHED COPPER KINETIC[®]
Flat 9068185F



AGED BRASS KINETIC[®]
Flat 9068430F


FLUOROSET[™]
POWDERCOAT RANGE




- ✓ AS 3715
- ✓ AAMA 2604
- ✓ AAMA 2603
- ✓ AAMA 2605

On-trend solid colours and beautiful pearlescent finishes, delivered with warranty grade* advanced ultra durable fluoropolymer thermosetting powder. See product suitability tables for recommended usage.

XTREME[™]
SOLID COLOUR
RANGE



WHITE
Satin 40X1157S



SURFMIST[®]
Satin 40X1182S CB



BASALT[®]
Matt 40X7475M CB



BLACK
Matt 40X9204M




MONUMENT[®]
Matt 40X8148M CB



CHARCOAL
Matt 40X7297M


ALLURE[™]
PEARLESCENT
RANGE



SILVER
Satin 40A7273S



CHAMPAGNE
Satin 40A7302S



COIN
Satin 40A7289S

Premium Product Range

RANGE	COLOUR NAME	FINISH	LOOK	COLORBOND®	PRODUCT CODE	R	G	B	LRV#	SPECULAR LIGHT
										REFLECTANCE*
Charisma	Basalt®	Flat	Solid Colour	CB	90C7645F	97	99	100	12	0.6
Charisma	Black Ace	Flat	Solid Colour		90C9116F	59	59	60	4	0.2
Charisma	Bluegum®	Flat	Solid Colour	CB	90C7910F	146	151	156	31	0.2
Charisma	Dune®	Flat	Solid Colour	CB	90C7673F	181	173	164	43	0.7
Charisma	Flat White	Flat	Solid Colour		90C1200F	241	244	242	90	1.7
Charisma	Monument®	Flat	Solid Colour	CB	90C9239F	71	70	69	6	0.4
Charisma	Shale Grey™	Flat	Solid Colour	CB	90C7672F	191	193	188	53	0.6
Charisma	Surfmist®	Flat	Solid Colour	CB	90C2276F	212	212	206	66	0.9
Duratec Elements ₂	Black (Night Sky®)	Flat	Textured	CB	9E19190F	59	60	60	5	0.4
Duratec Elements ₂	Dark Bronze	Flat	Textured		9E28184F	71	67	64	6	0.6
Duratec Elements ₂	Gold Ore	Flat	Textured		9E22270F	190	143	76	31	0.6
Duratec Elements ₂	Granite	Flat	Textured		9E27888F	170	172	169	41	0.6
Duratec Elements ₂	Magnetite	Flat	Textured		9E27725F	74	75	77	7	0.3
Duratec Elements ₂	Monument®	Flat	Textured	CB	9E17724F	79	80	81	8	0.3
Duratec Elements ₂	Natural Bronze Kinetic®	Flat	Textured		9E38341F	113	97	82	13	0.1
Duratec Elements ₂	Silver	Flat	Textured		9E27756F	161	163	161	37	0.5
Duratec Elements ₂	Stone	Flat	Textured		9E23245F	191	176	160	45	0.5
Duratec Elements ₂	Surfmist®	Flat	Textured	CB	9E11330F	217	216	209	69	0.6
Duratec Elements ₂	Weathered Steel	Flat	Textured		9E28340F	102	75	66	8	0.5
Duratec Elements ₂	White	Flat	Textured		9E11373F	241	242	240	89	0.7
Duratec Eternity	Bronze Pearl Kinetic®	Satin	Pearlescent		91T8356S	96	87	76	10	2.9
Duratec Eternity	Chain Pearl	Matt	Pearlescent		90T7761M	171	172	169	41	2.8
Duratec Eternity	Champagne Kinetic®	Matt	Pearlescent		91T3059M	152	141	130	28	2.2
Duratec Eternity	Charcoal Pearl	Satin	Pearlescent		90T7762S	68	67	67	6	3.2
Duratec Eternity	Citi Silver Pearl	Matt	Pearlescent		90T7024M	176	182	185	46	3.0
Duratec Eternity	Copper Metallic Kinetic®	Matt	Pearlescent		91T7183M	159	148	138	31	2.4
Duratec Eternity	Fine Gold Pearl Kinetic®	Matt	Pearlescent		91T8360M	183	147	89	32	2.7
Duratec Eternity	Gunmetal Metallic Kinetic®	Matt	Pearlescent		91T8115M	104	102	100	14	1.7
Duratec Eternity	Linen Pearl	Satin	Pearlescent		90T1138S	227	224	217	75	4.2
Duratec Eternity	Midnight Pearl	Matt	Pearlescent		90T7835M	74	73	74	7	1.5
Duratec Eternity	Ethereal Pearl	Matt	Pearlescent		90T7797M	93	89	85	10	1.6
Duratec Eternity	Nickel Pearl	Matt	Pearlescent		90T7763M	170	161	150	36	2.8
Duratec Eternity	Pewter Pearl	Satin	Pearlescent		90T7764S	138	143	143	27	4.3
Duratec Eternity	Silver Pearl Kinetic®	Satin	Pearlescent		91T7160S	156	160	162	35	3.4
Duratec Eternity	Titanium Pearl Kinetic®	Satin	Pearlescent		91T7765S	107	109	107	15	3.1
Duratec Eternity	Vintage Copper Kinetic®	Matt	Pearlescent		91T8431M	138	112	88	18	2.4
Duratec Intensity	Coast	Satin	Bright		90N5233S	0	114	147	14	3.2
Duratec Intensity	Desert	Satin	Bright		90N4227S	137	69	62	10	2.5
Duratec Intensity	Evergreen	Satin	Bright		90N6005S	61	110	76	13	3.0
Duratec Intensity	Flame	Gloss	Bright		90N4007G	181	60	55	13	4.3
Duratec Intensity	Juicy Lime	Satin	Bright		90N6486S	181	195	97	50	2.7
Duratec Intensity	Leaf	Satin	Bright		90N6167S	96	145	79	24	2.8
Duratec Intensity	Moonlight	Satin	Bright		90N2004S	241	204	70	63	3.2
Duratec Intensity	Reef	Gloss	Bright		90N5011G	18	127	193	19	3.5
Duratec Intensity	Storm	Satin	Bright		90N5365S	52	68	93	6	3.0
Duratec Intensity	Sunshine	Gloss	Bright		90N2084G	233	175	66	48	4.3
Duratec Intensity	Tomcat	Gloss	Bright		90N4383G	196	96	69	21	3.9
Duratec Zeus	Appliance White	Satin	Solid Colour		90Z1341S	244	245	243	92	3.6
Duratec Zeus	Basalt®	Matt	Solid Colour	CB	90Z7865M	106	108	109	15	1.3
Duratec Zeus	Basalt®	Satin	Solid Colour	CB	90Z7865S	105	108	109	15	2.7
Duratec Zeus	Black	Matt	Solid Colour		90Z9202M	58	59	59	4	1.2
Duratec Zeus	Charcoal	Satin	Solid Colour		90Z7766S	74	77	80	7	2.6
Duratec Zeus	Dark Grey	Matt	Solid Colour		90Z7767M	73	79	82	8	1.5
Duratec Zeus	Dune®	Matt	Solid Colour	CB	90Z7558M	177	170	161	41	1.5
Duratec Zeus	Dune®	Satin	Solid Colour	CB	90Z7558S	178	170	161	41	2.9
Duratec Zeus	Graphite	Matt	Solid Colour		90Z9234M	67	70	72	6	1.8
Duratec Zeus	Grey	Satin	Solid Colour		90Z7768S	121	125	127	20	3.0
Duratec Zeus	Lunar Eclipse	Satin	Solid Colour		90Z9203S	58	59	59	4	3.0
Duratec Zeus	Lunar Grey	Matt	Solid Colour		90Z7769M	204	205	201	61	2.1
Duratec Zeus	Monument®	Matt	Solid Colour	CB	90Z8189M	80	81	81	8	1.7
Duratec Zeus	Monument®	Satin	Solid Colour	CB	90Z7307S	81	81	82	8	3.1
Duratec Zeus	Natural White™	Matt	Solid Colour		90Z1380M	240	236	229	85	2.2
Duratec Zeus	Pale Eucalypt®	Matt	Solid Colour	CB	90Z6127M	133	137	119	24	1.4
Duratec Zeus	Pale Eucalypt®	Satin	Solid Colour	CB	90Z6127S	134	139	120	22	2.5
Duratec Zeus	Paperbark®	Matt	Solid Colour	CB	90Z3174M	203	185	162	50	2.4
Duratec Zeus	Paperbark®	Satin	Solid Colour	CB	90Z2116S	205	187	165	51	3.1
Duratec Zeus	Shale Grey™	Matt	Solid Colour	CB	90Z7557M	185	186	183	49	1.7
Duratec Zeus	Shale Grey™	Satin	Solid Colour	CB	90Z7557S	185	187	183	50	3.0

RANGE	COLOUR NAME	FINISH	LOOK	COLORBOND®	PRODUCT CODE	R	G	B	LRV#	SPECULAR LIGHT REFLECTANCE*
Duratec Zeus	Silver Grey	Matt	Solid Colour		90Z7770M	178	182	184	47	2.0
Duratec Zeus	Surfmist®	Matt	Solid Colour	CB	90Z2266M	217	216	208	69	2.0
Duratec Zeus	Surfmist®	Satin	Solid Colour	CB	90Z2266S	218	216	208	69	3.3
Duratec Zeus	Talc	Satin	Solid Colour		90Z1344S	231	227	219	77	4.0
Duratec Zeus	Territory Red	Matt	Solid Colour		90Z4411M	143	82	66	12	1.5
Duratec Zeus	Timberland	Satin	Solid Colour		90Z7315S	99	98	93	12	2.8
Duratec Zeus	Very Terracotta	Matt	Solid Colour		90Z4352M	166	93	68	16	1.7
Duratec Zeus	Whisper White	Matt	Solid Colour		90Z1376M	237	235	226	83	2.7
Duratec Zeus	White	Gloss	Solid Colour		90Z1110G	245	247	243	93	5.0
Duratec Zeus	White	Matt	Solid Colour		90Z1110M	243	246	241	92	2.2
Duratec Zeus	Wilderness®	Matt	Solid Colour	CB	90Z6271M	110	121	109	18	1.4
Duratec Zeus	Wilderness®	Satin	Solid Colour	CB	90Z6458S	113	122	110	19	3.0
Electro	Aged Brass Kinetic®	Flat	Anodised		9068430F	122	108	87	16	0.6
Electro	Brilliance Kinetic®	Flat	Anodised		9068281F	116	107	97	15	1.1
Electro	Burnished Copper Kinetic®	Flat	Anodised		9068185F	86	70	68	7	1.0
Electro	Dark Bronze Kinetic®	Flat	Anodised		9068184F	72	66	62	6	0.7
Electro	Fresh Gold Kinetic®	Flat	Anodised		9062208F	146	127	105	22	0.7
Electro	Gold Pearl Kinetic®	Flat	Anodised		9062221F	165	138	94	27	0.8
Electro	Medium Bronze Kinetic®	Flat	Anodised		9068183F	100	89	79	11	1.1
Electro	Natural Silver Kinetic®	Flat	Anodised		9067365F	170	173	173	42	1.1
Electro	New Copper Kinetic®	Flat	Anodised		9068432F	149	108	77	18	1.2
Electro	Pale Bronze Kinetic®	Flat	Anodised		9068425F	132	119	103	19	1.6
Electro	Sensational Champagne Kinetic®	Flat	Anodised		9063187F	148	138	126	26	1.3
Electro	Venerable Silver Kinetic®	Flat	Anodised		9067621F	115	115	115	17	0.9
Fluoraset Allure	Champagne	Satin	Pearlescent		40A7302S	169	167	164	39	3.2
Fluoraset Allure	Coin	Satin	Pearlescent		40A7289S	172	177	179	44	2.9
Fluoraset Allure	Silver	Satin	Pearlescent		40A7273S	155	159	161	35	2.9
Fluoraset Xtreme	Basalt®	Matt	Solid Colour	CB	40X7475M	105	105	107	15	2.2
Fluoraset Xtreme	Black	Matt	Solid Colour		40X9204M	58	58	59	4	2.0
Fluoraset Xtreme	Charcoal	Matt	Solid Colour		40X7297M	75	78	81	8	1.9
Fluoraset Xtreme	Monument®	Matt	Solid Colour	CB	40X8148M	79	79	78	8	1.9
Fluoraset Xtreme	Surfmist®	Satin	Solid Colour	CB	40X1182S	217	216	210	69	3.5
Fluoraset Xtreme	White	Satin	Solid Colour		40X1157S	236	237	232	85	4.0

Light Reflectance Value (LRV): The total amount of visible light reflected from the coating, expressed as a percentage of total incoming light. Surfaces with higher light reflectance values appear lighter while surfaces with low light reflectance values appear darker.

Specular Light Reflectance: The portion of incoming light that is reflected such that the reflected ray is at the same angle to the surface normal as the incoming ray. Specular light reflection is expressed as a percentage of total incoming light. Surfaces with a lower specular reflection produce less glare as they scatter or absorb a greater portion of the incoming light.

For further information on light reflectivity visit duluxpowders.com.au/spec-solutions

† Project type definitions:

- Non-habitable projects are those that are not dwelling types. Examples can be furniture, bus shelters, signage etc.
- Residential properties < 4 levels are typically easy to maintain, given their height and access.
- Light commercial projects < 4 levels are sheltered from neighbouring buildings, but require greater durability due to higher usage and wear.
- High rise residential and commercial projects are less sheltered from neighbouring buildings, raising their exposure and reducing their ease of maintenance.
- Prestigious commercial projects attract attention and require high quality finishes to uphold the longevity and design requirements.
- Monumental projects attract the most attention and have the highest standards required to uphold the reputation and protection expected from landmark sites.

Meeting Industry Standards

Dulux premium architectural powder coat products are designed to meet both the global AAMA and Australian AS3715 standards for architectural aluminium finishes.

	Duratec	Charisma	Electro	Fluoroset
AAMA Standards	Meets 2604	Meets 2604	Meets 2604	Meets 2605
Coating type	Super Durable Polyester	Super Durable Polyester	Super Durable Polyester	Ultra Durable Fluoropolymer

Project suitability

Ensure you specify the right Dulux powder coat product for your requirements by using the following tables to help define your project by type and exposure conditions.

Product Suitability by Project

Project, Environment and Conditions

				Top Coat Choice2			
Project Type†	Environment	Conditions1		Duratec3	Charisma3	Electro3	Fluoroset4
Monumental Prestigious	Exterior	Mild (C2-C3), Severe (C4-C5)					●
Commercial Commercial (> 3 levels)	Exterior	Mild (C2-C3), Severe (C4-C5)		●	●	●	●
Light Commercial (< 4 levels)	Exterior	Mild (C2-C3), Severe (C4-C5)		●	●	●	●
Residential (> 3 levels)	Exterior	Mild (C2-C3), Severe (C4-C5)		●	●	●	●
Residential (< 4 levels) Non-Habitable All Projects	Exterior	Mild (C2-C3), Severe (C4-C5)		●	●	●	●
	Exterior	Mild (C2-C3), Severe (C4-C5)		●	●	●	●
	Interior	General (C1-C2), Moderate (C3-C4)		●	●	●	●

● Steel Shield and Alumi Shield Warranties available.

1. For more information about project conditions, corrosivity zones and corrosion rates refer to duluxpowders.com.au/warranties

2. Primers may be required for perforated and expanded aluminium depending on project conditions and are required for all warrantable steel applications. For full system requirements refer to duluxpowders.com.au/warranties

3. Duratec, Charisma and Electro are only suitable for coastal, river and lake salt water environments >10m from the high tide and are NOT suitable in strongly acidic or caustic environments so the pH must be between 5 and 9.

4. Fluoroset may be suitable for coastal, river and lake salt water environments <10m from the high tide, e.g. harbours (contact Dulux for advice) and is NOT suitable in strongly acidic or caustic environments so the pH must be between 5 and 9.

For more information on specifying the right product for your project, call 13 24 99 or visit duluxpowders.com.au

Warranted Performance

All Dulux premium powder coat products are backed by product specific warranties on:

- Architectural aluminium, including perforated aluminium and expanded aluminium
- Mild steel, bright/semi bright steel, black steel and blue steel

	Warranty	Duratec	Charisma	Electro	Fluoroset
Alumi Shield™ Warranty	Aluminium Durability	25 Years	25 Years	25 Years	35 Years
	Aluminium Colour	20 Years*	15 Years	15 Years	30 Years
Steel Shield™ Warranty	Steel Corrosion	Up to 10 Years	Up to 10 Years	Up to 10 Years	Up to 10 Years
	Steel Colour	20 Years*	15 Years	15 Years	30 Years

* Excluding Duratec Intensity – 15 Years.

Warranties are made up of a colour warranty (for fade and chalking), durability warranty (film integrity for aluminium only), and corrosion warranty (for steel only). They are only valid when applied by a Dulux Accredited Powder Coater to the warranty specification on recommended project types and conditions.

For more information visit duluxpowders.com.au/warranties

Dulux Accredited Powder Coaters

Only Dulux Accredited Powder Coaters are able to issue our Dulux Alumi Shield™ and Steel Shield™ warranties after demonstrating their capability to meet stringent quality conditions and international standards.



For more information visit duluxpowders.com.au/accredited

CustomColour™

Our Architectural Colour Selector cards feature our range of stocked, readily available products and colours. If you can't find the colour you require in a particular product, Dulux offer a premium CustomColour™ service. Call 13 24 99 or visit duluxpowders.com.au/custom-colour

Advice Line

Our dedicated consultants can help simplify the specification process, saving you time and money by providing the right coating advice for your project. Call 13 24 99 or visit duluxpowders.com.au

Care and Maintenance

Care and maintenance is essential for warranty compliance. To ensure the life of your asset is maximised and to comply with Dulux Alumi Shield™ and Steel Shield™ warranty requirements, a simple and regular maintenance program must be implemented and recorded in line with the Dulux Care and Maintenance of Powder Coated Surfaces brochure. Visit duluxpowders.com.au/tech-advice to view or download.

Offices

Australia

Dulux Powder Coatings
1-15 Pound Road West,
Dandenong South VIC 3175
T (61) 3 8787 4500

East China

DGL International Powder Coatings
Room 417, Building 2,
No. 127, Lane 127, Jinwen Road,
Zhuqiao Town,
Pudong New District,
Shanghai 201323
T (86) 21 3825 8507

New Zealand

Dulux Powder Coatings
31B Hillside Road, Glenfield,
Auckland 0627
T (64) 4 896 0911

South China

DGL International Powder Coatings
Room 505, Building 10,
Lihe Technology Park,
99 Tao Yuan East Road,
Shishan Town, Nanhai,
Foshan, Guangdong, 528200
T (86) 21 3825 8507