

ALUMINIUM LOUVRE SCREEN

LB 160, LB 200, LB 300 SERIES

Designed for both style and performance, this smart system offers exceptional privacy from neighbouring properties, effective shading and cooling, and the ability to maintain views through fixed or adjustable blades.

Ideal as both a decorative feature and a highly functional privacy solution, the *Aluminium Louvre Screen System* also supports **BASIX certification** approvals. Crafted from durable extruded aluminium, our blades are **available in three sizes** to suit your preferred level of light filtration and aesthetic vision. With the option of **fixed or tilting blades** and **manual or motorised operation**, this engineer-certified system delivers flexibility, precision, and elegance—making it perfect for both commercial projects and upscale residential facades. Elevate your exterior with a solution that combines architectural sophistication with year-round comfort and control.

ALUMINIUM LOUVRE SCREEN

OPTIONS AND FEATURES

Privacy with a view



CONSTRUCTION

Powder Coated Extruded Aluminium



INSTALLATION

Privacy screens, pergolas, building facades, balconies



BUILT TO LAST

Aluminium louvres are designed to be strong and hard wearing.



MAINTENANCE FREE



SYDNEY MANUFACTURED

Locally made to ensure quality every step of the way



CUSTOM MADE

Choice of premium Dulux and Interpon powder-coating colours



COMFORT, AESTHETICS & EASE OF USE

Create stunning, linear effects with seamless integration for both commercial and residential dwellings.



OPERATION OPTIONS

Motorised, manual or fixed



AUTOMATION OPTIONS

Available automation options include hardwire to a wall switch panel or a remote control; wide range of Automation sensors such as wind or wind/sun sensors, motion sensors and rain sensors that easily integrate with existing or new Smart Home Automation Systems for convenient voice control commands.



BLADE SIZES

160mm x 20mm, 200mm x 25mm, 300mm x 30mm



FRAME SIZES

100mm x 10mm Flat Bar, 100mm x 50mm RHS



BLADES SPANS

Blade	Blade span OPERABLE	Blade span FIXED
160mm	2500mm	3000mm
200mm	2800mm	3300mm
300mm	3000mm	4500mm



CONCEALED BRACKETS & FRAME

Allows a seamless appearance



VERSITILITY

Horizontal or vertical fix



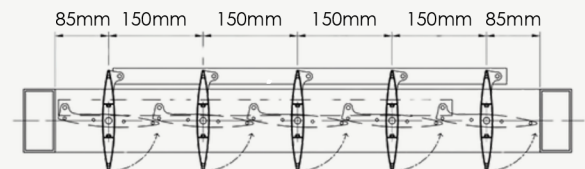
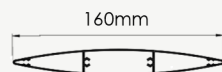
ADJUSTABLE ALUMINIUM LOUVRES

Adjustable by either hand or motor

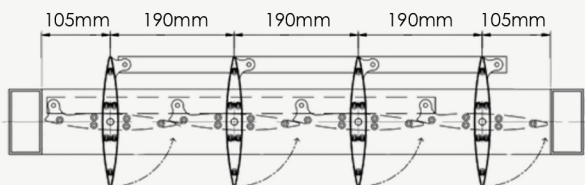
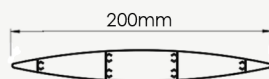


BLADES SPECIFICATIONS

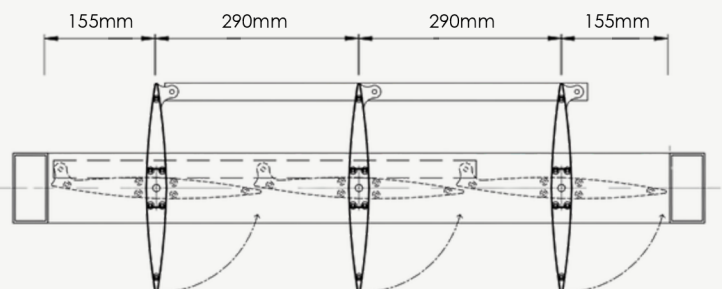
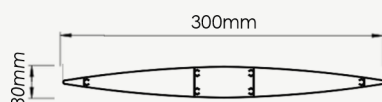
BLADES LB 160



BLADES LB 200



BLADES LB 300



Outdoor Blinds and Awnings Australia
Phone: 02 8068 9293
Email: sales@obaau.com.au
Website: obaau.com.au
Facebook: OutdoorBlindsAndAwningsAustralia



The wind resistance class can vary depending on version and dimension.



GET A QUOTE



Terms & Conditions Apply